



District Report Card: 2017


State: Puducherry	District: Puducherry
Class: 3	Subject: Mathematics
Schools: 194	Students: 2970


Participation/Coverage


Students

<div>GENDER</div> <div></div>	Boys				Girls			
	Number		%		Number		%	
	1479		49.80		1491		50.20	

<div>AREA</div> <div></div>	Rural				Urban			
	Number		%		Number		%	
	1752		58.99		1218		41.01	

<div>CATEGORY</div> <div></div>	SC		ST		OBC		GEN	
	Number	%	Number	%	Number	%	Number	%
	1041	35.05	19	0.64	1834	61.75	76	2.56

<div>CWSN</div> <div></div>	LD	VI	HI	S&LD	ID	Oth
	3	7	0	3	5	29

<div>Management</div> <div></div>	Government			Government-aided		
	Number		%	Number		%
	2456		82.69	514		17.31

Average Performance of Students in Mathematics (%)

Overall	Gender		Area		Management		Social Group			
	Male	Female	Rural	Urban	Govt.	Aided	SC	ST	OBC	GEN
60.72	59.90	61.52	61.71	59.29	62.08	54.18	62.06	48.77	60.25	56.58

Performance on Learning Outcomes (LOs)

Learning Outcomes	Description	Average Performance(%)
M301	Reads and writes numbers up to 999 using place value	56.60
M302	Compares numbers up to 999 based on their place values	67.85
M303	Solves simple daily life problems using addition and subtraction of three digit numbers with and without regrouping	48.78
M304	Constructs and uses the multiplication facts (up till 10) in daily life situations	55.29
M305	Analyses and applies an appropriate number operation in the situation/ context	53.70
M306	Explains the meaning of division facts by equal grouping/sharing and finds it by repeated subtraction	59.26
M309	Identifies and makes 2D-shapes by paper folding, paper cutting on the dot grid, using straight lines etc.	88.65
M311	Fills a given region leaving no gaps using a tile of a given shape	49.67
M312	Estimates and measures length and distance using standard units like centimeters or meters & identifies relationships	38.85
M317	Reads the time correctly to the hour using a clock/watch	75.69
M318	Extends patterns in simple shapes and numbers	54.11
M319	Records data using tally marks, represents pictorially and draws conclusions	79.87

Range of Performance of Students who Answered Correctly							
Below 30%		30% - 50%		50% - 75%		Above 75%	
Number	%	Number	%	Number	%	Number	%
241	8.11	730	24.58	1239	41.72	760	25.59

Lowest Performing Learning Outcomes (LOs)

- 1 - Estimates and measures length and distance using standard units like centimeters or meters & identifies relationships (38.85)
- 2 - Solves simple daily life problems using addition and subtraction of three digit numbers with and without regrouping (48.78)
- 3 - Fills a given region leaving no gaps using a tile of a given shape (49.67)
- 4 - Analyses and applies an appropriate number operation in the situation/ context (53.70)
- 5 - Extends patterns in simple shapes and numbers (54.11)